

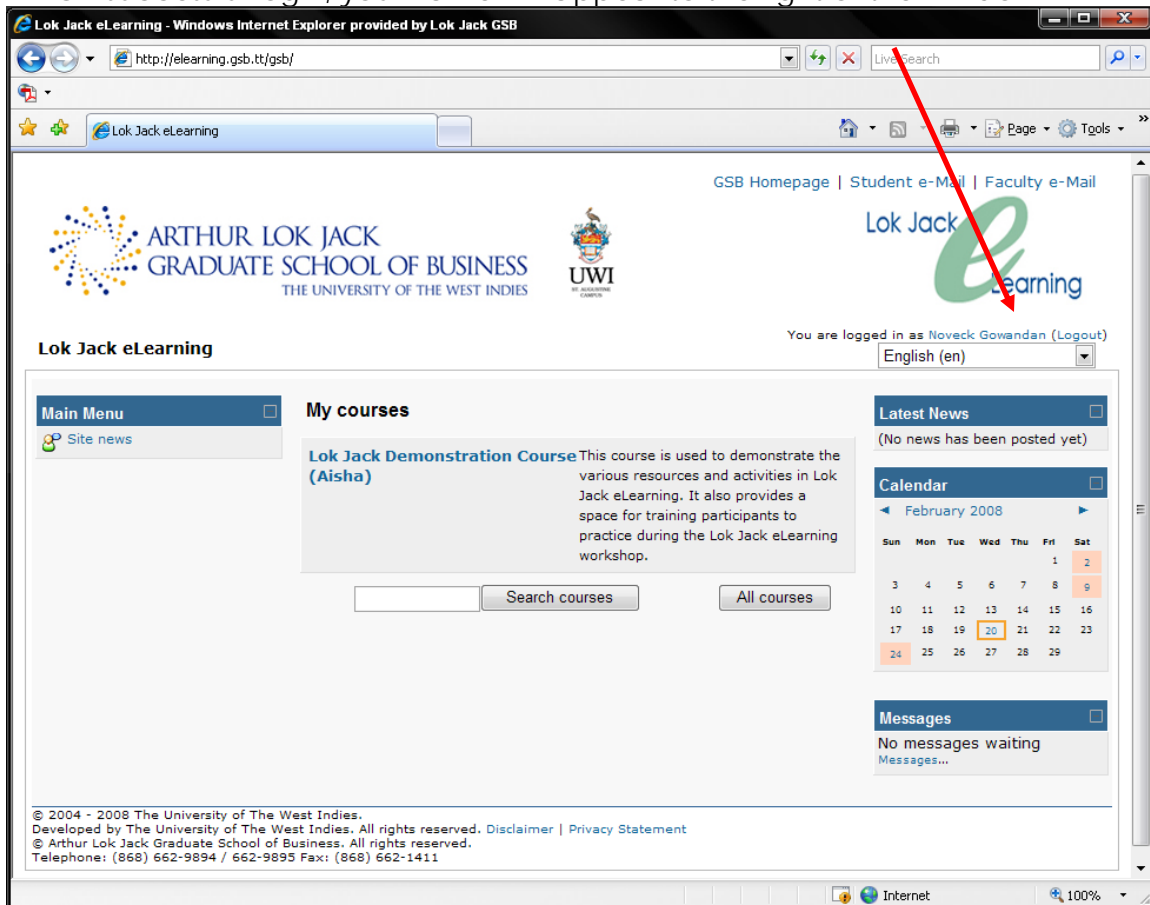
Changing your Profile Picture

Lok Jack eLearning allows lecturers and students to upload a picture of their likeness. This is done to assist in building an online classroom community. When you are considering which picture to add, make sure that it is recent, recognizable, and appropriate for an academic setting. To add your image, follow the steps below.

1. Log-in to Lok Jack eLearning at: <http://elearning.gsb.tt/gsb>

The Lok Jack eLearning Portal will appear. You will be required to login using your GSB Network Credentials.

2. On successful login, your name will appear to the right of the Window.



Lok Jack eLearning - Windows Internet Explorer provided by Lok Jack GSB

http://elearning.gsb.tt/gsb/

GSB Homepage | Student e-Mail | Faculty e-Mail

ARTHUR LOK JACK GRADUATE SCHOOL OF BUSINESS THE UNIVERSITY OF THE WEST INDIES

UWI THE UNIVERSITY OF THE WEST INDIES

Lok Jack eLearning

You are logged in as Noveck Gowandan (Logout)

English (en)

Main Menu

- Site news

My courses

Lok Jack Demonstration Course (Aisha) This course is used to demonstrate the various resources and activities in Lok Jack eLearning. It also provides a space for training participants to practice during the Lok Jack eLearning workshop.

Search courses All courses

Latest News

(No news has been posted yet)

Calendar

February 2008

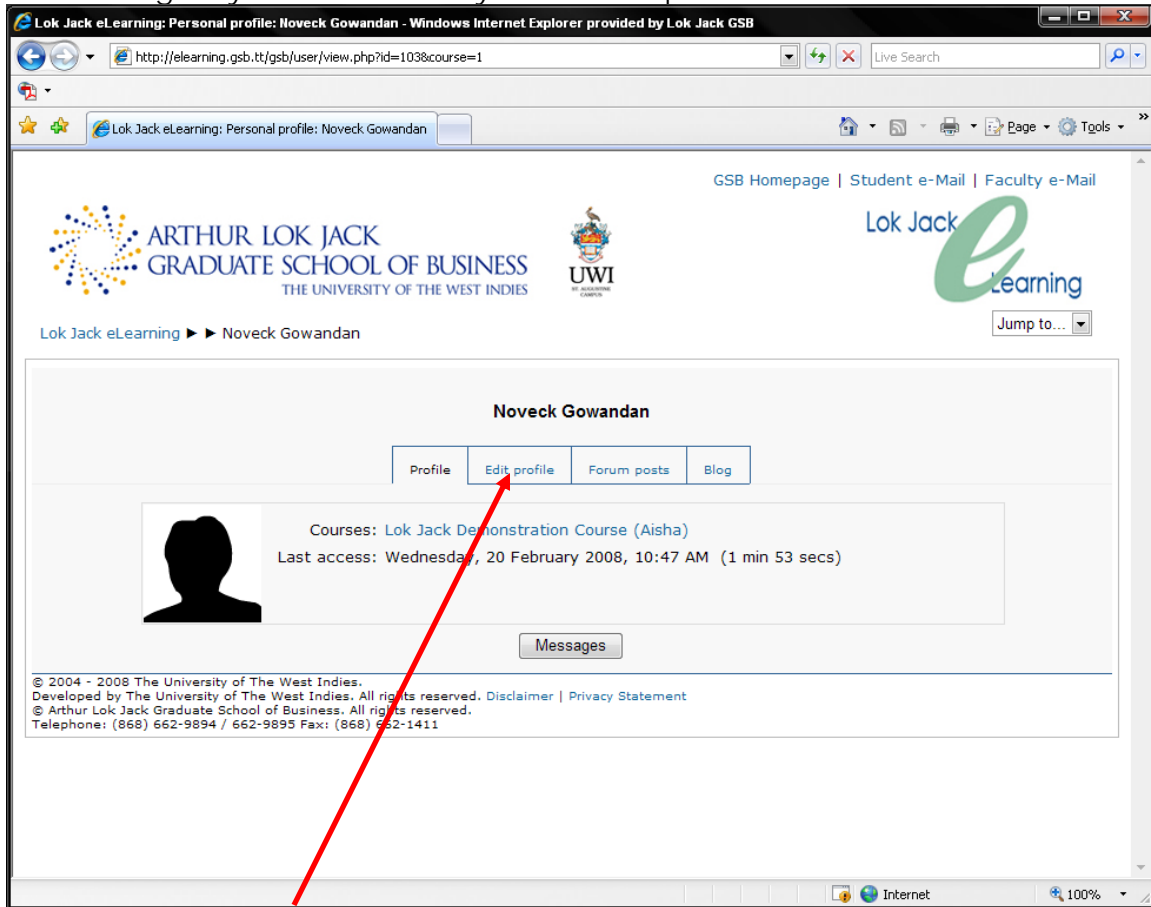
Sun	Mon	Tue	Wed	Thu	Fri	Sat
					1	2
					8	9
10	11	12	13	14	15	16
17	18	19	20	21	22	23
24	25	26	27	28	29	

Messages

No messages waiting
Messages...

© 2004 - 2008 The University of The West Indies.
Developed by The University of The West Indies. All rights reserved. [Disclaimer](#) | [Privacy Statement](#)
© Arthur Lok Jack Graduate School of Business. All rights reserved.
Telephone: (868) 662-9894 / 662-9895 Fax: (868) 662-1411


3. Clicking on your name loads your Profile Options



4. Select the Edit Profile Tab.

When the Edit Profile page appears, scroll down until you see the information below:

The following items are optional:

Current picture: 

New picture:
Max size: 1MB

Web page:

ICQ number:

Skype ID:

AIM ID:

Yahoo ID:

MSN ID:

ID number: (for the Teacher only)

Phone 1: (for the Teacher only)

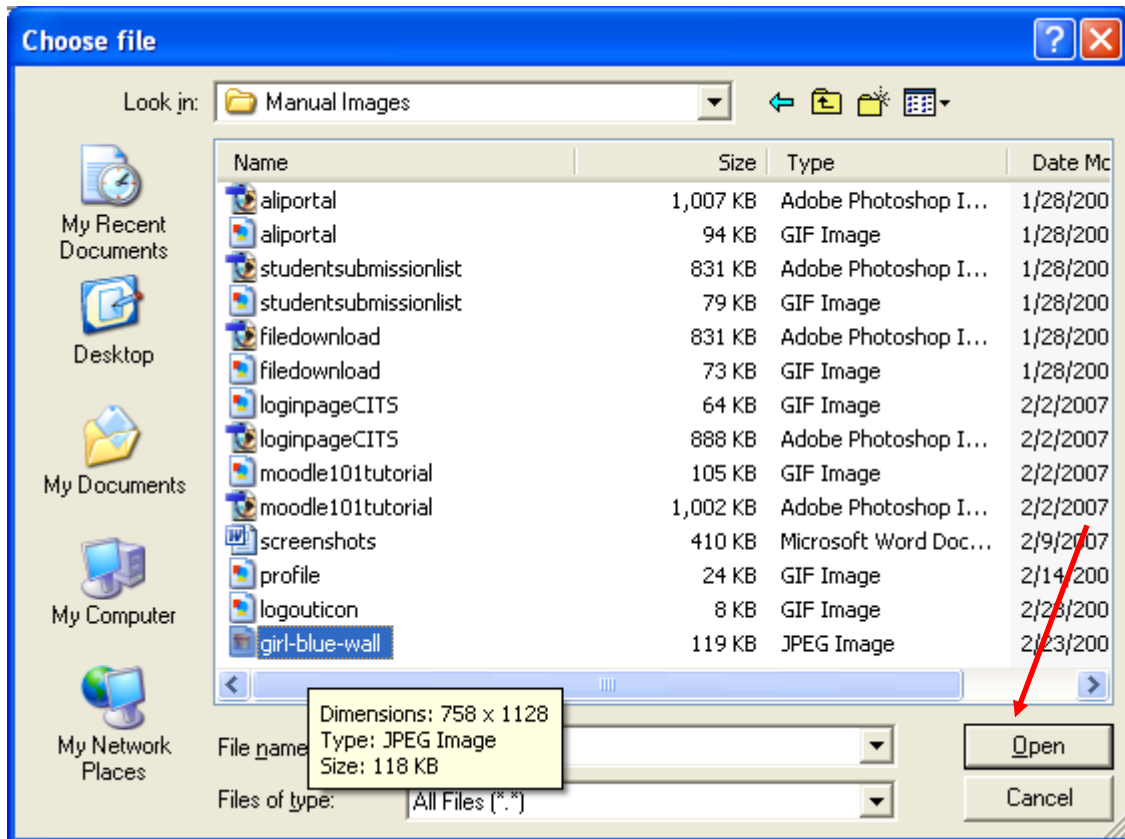
Phone 2: (for the Teacher only)

Address: (for the Teacher only)

© 2004 - 2006 The University of The West Indies. All rights reserved. Disclaimer | Privacy Statement
Telephone: (868) 662-2002 Fax: (868) 663-9684

5. Select the Browse button. The Choose file window will open.
6. Browse to the picture you want to upload from your computer to Lok Jack eLearning.

Image types accepted: JPEG, GIF, and PNG.



7. Select the file and click **Open**.

The Choose file window will close.

8. Select the **Update Profile** button at the bottom of the page.

New picture:
Max size: 16MB

Web page:

ICQ number:

Skype ID:

AIM ID:

Yahoo ID:

MSN ID:

ID number:

Institution:

Department:

Phone 1:

Phone 2:

Address:

© 2004 - 2006 The University of The West Indies. All rights reserved. Disclaimer | Privacy Statement
Telephone: (868) 662-2002 Fax: (868) 663-9684

Your image will now appear as you make contributions to your course in Lok Jack eLearning.

For more information about your Profile, contact gsbhelpdesk@gsb.tt

Modified with permission. This work is licensed by Campus IT Services, The University of the West Indies, St. Augustine Campus, under the Creative Commons Attribution Non-commercial License. To view a copy of this license, visit <http://creativecommons.org/licenses/by-nc/3.0/>.